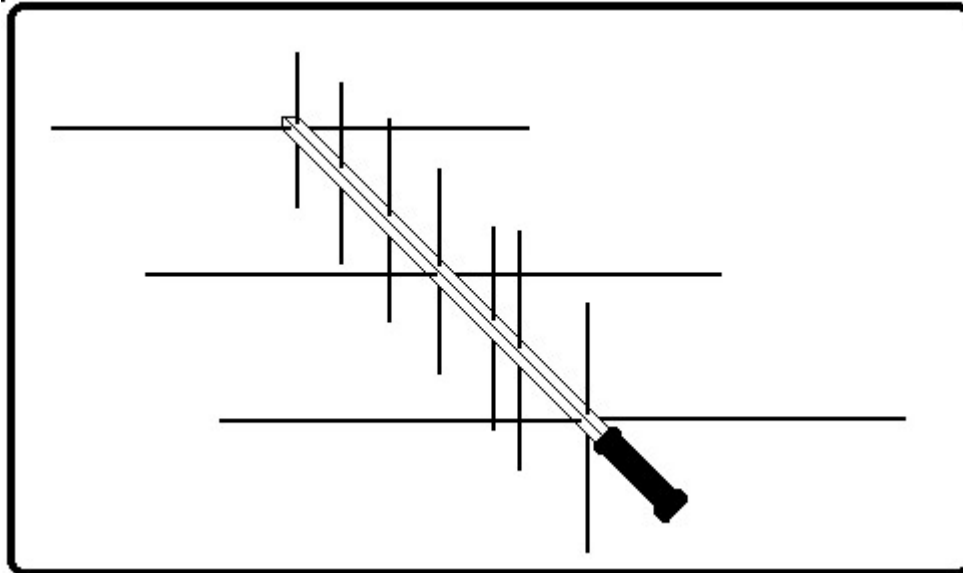


# ← Arrow Antenna →

1938 Wyott Drive  
Unit D3  
Cheyenne, WY 82007

**ArrowAntennas.com**  
*Simply the Best*

(307) 222-4712  
info@arrowantennas.com



Arrow II      Satellite      Antenna

The Arrow II line of antennas has been engineered to provide maximum gain and efficiency in the smallest practical size & weight. **ONLY 19 oz.**

Because the antenna is handheld, power should be limited to 10 Watts Max.

Aluminum **Arrow Shafts** are used for elements.

The 2 in-line gamma matches (not shown) are pre-assembled & pre-tuned. One connector for VHF and one for UHF. These are BNC only.

The boom is  $\frac{3}{4}$ " square (with round corners) 37  $\frac{1}{2}$ " long. Note the big black foam grip for easy holding.

Boom & elements all have plastic tips for safety.

## **Guarantee**

### **No hassle refund**

If you are not completely satisfied with any ARROW ANTENNA Product it can be returned for a FULL refund less shipping and handling within 90 DAYS of purchase date.

*SIMPLY THE BEST*

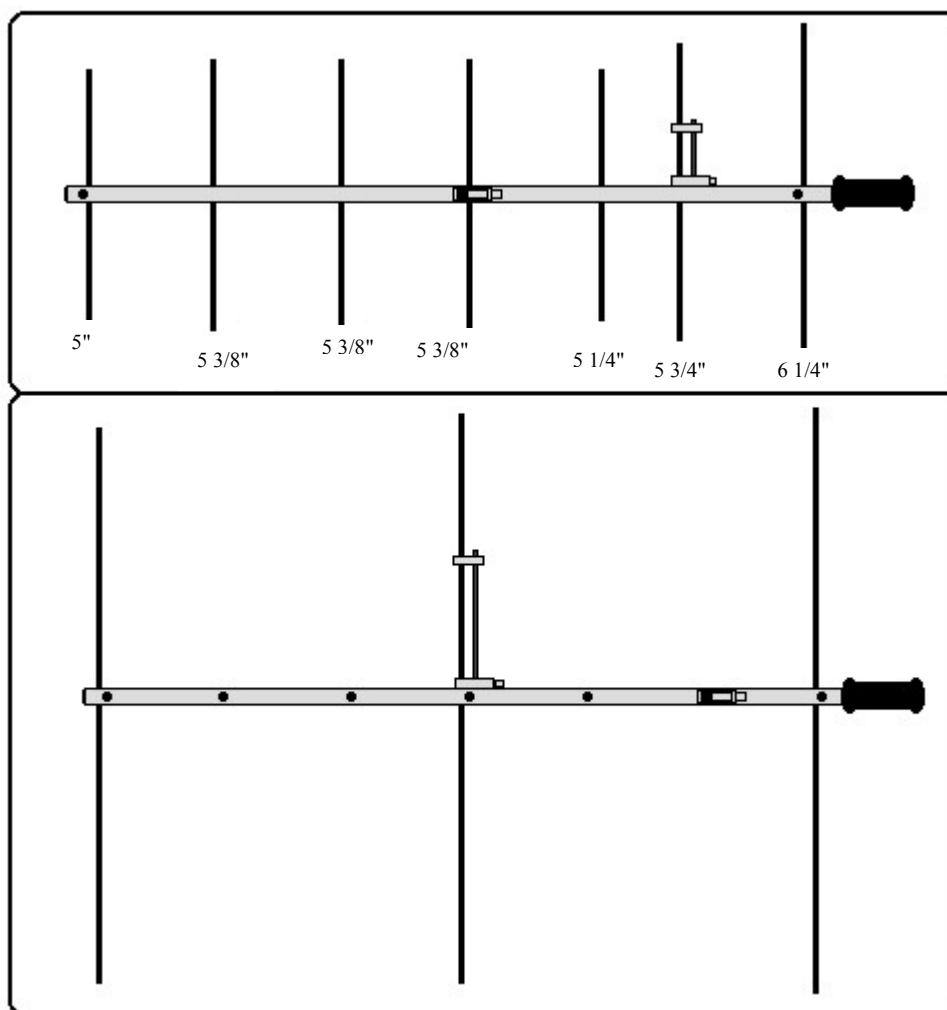
## **Model**

### **146/437-10 (All Suffixes)**

3 Elements for VHF  
7 Elements for UHF

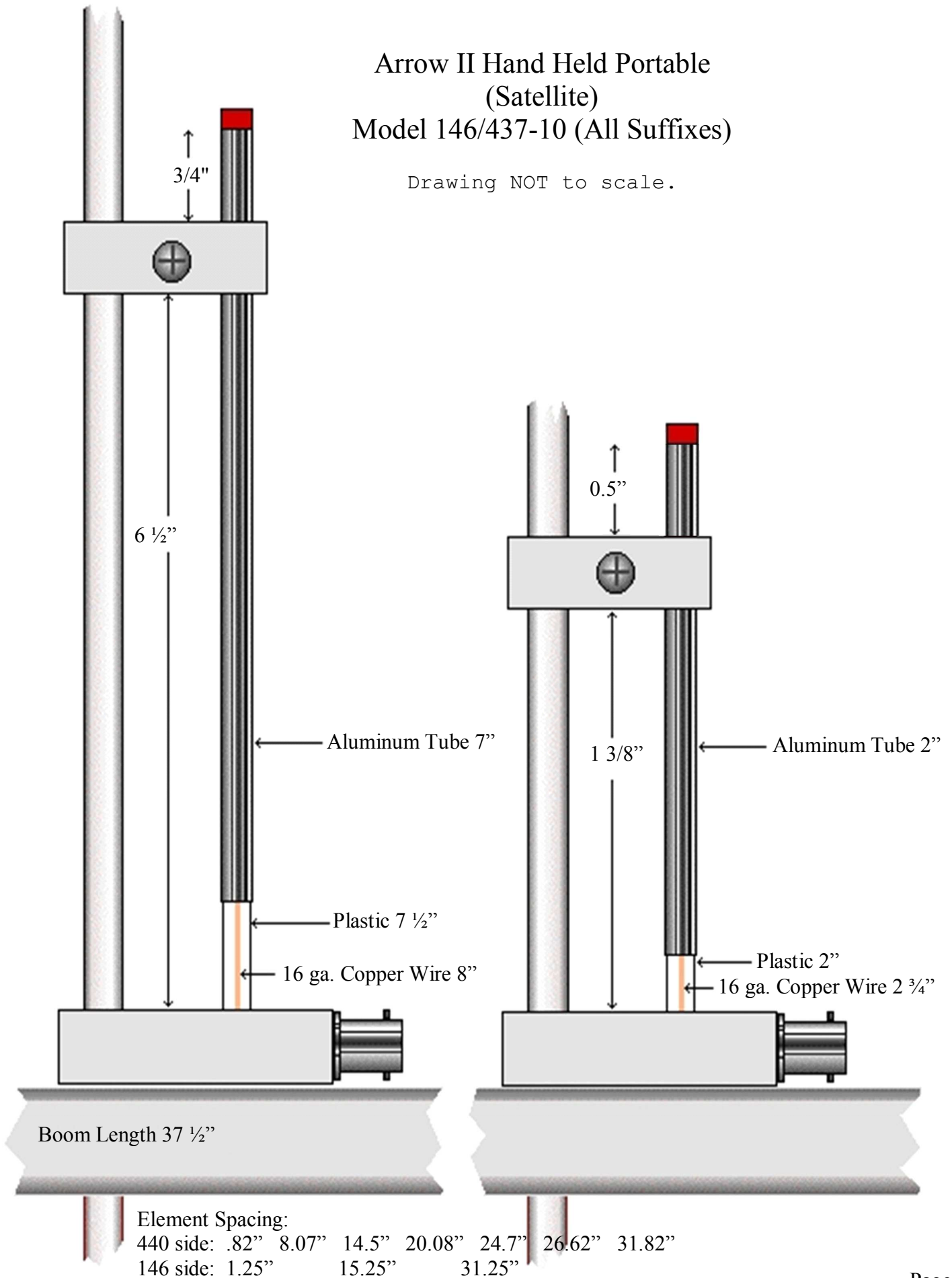
We don't invent antennas.  
We simply build them better.

Part #	Model 146/437-10 (All Suffixes) Parts List
14643710	Boom - with End Caps and Foam Handle (37 1/2 ")
146437BP	2 piece Boom - with End Caps and Foam Handle (37 1/2 ")
440D3	5" 5 <sup>th</sup> Director Element Pair - with End Caps, Inserts, & Stud
440D2	5 3/8" 4 <sup>th</sup> Director Element Pair - with End Caps, Inserts, & Stud
440D2	5 3/8" 3 <sup>rd</sup> Director Element Pair - with End Caps, Inserts, & Stud
440D2	5 3/8" 2 <sup>nd</sup> Director Element Pair - with End Caps, Inserts, & 2 1/4" Stud
440D1	5 1/4" 1 <sup>st</sup> Director Element Pair - with End Caps, Inserts, & 2 1/4" Stud
440DE	5 3/4" 437 Driven Element pair - with Gamma Match, End Caps, Inserts & Stud
440RE	6 1/4" 437 Reflector Element Pair – with End Caps, Inserts & 2 1/4" stud
146 19.250	146 Driven Element Pair - with End Caps Inserts, & 2 1/4" Stud (19 1/4 ")
146 17.125	Director Element Pair - with End Caps, Inserts, & 2 1/4" Stud (17 1/8 ")
146 20.250	Reflector Element Pair - with End Caps, Inserts, & 2 1/4" Stud (20 1/4 ")
2.250	2 1/4 " All Thread Stud for all Elements (2 for \$1.)
SC 9/32	Red End Caps For Elements (10 for \$1.)
FP 125	Black End Caps for the Boom (4 for \$1.)
3128 Black	Black Foam Handle Grip



# Arrow II Hand Held Portable (Satellite) Model 146/437-10 (All Suffixes)

Drawing NOT to scale.

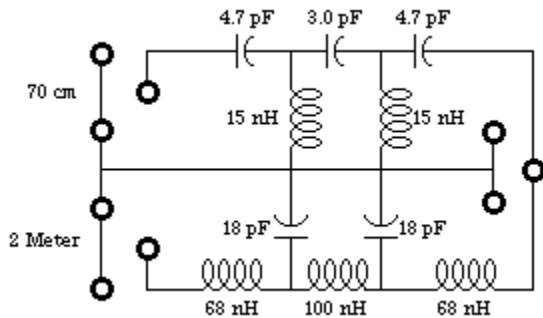


<h1 style="text-align: center; color: red;">← Arrow Antenna →</h1>		
911 E. Fox Farm Rd. #2 Cheyenne, WY 82007	<b>ArrowAntennas.com</b> <i>Simply the Best</i>	(307) 222-4712 info@arrowantennas.com

## Model 10W (Low Power)

When ordered together, duplexer comes installed in the boom.

### Duplexer for 146/437-10


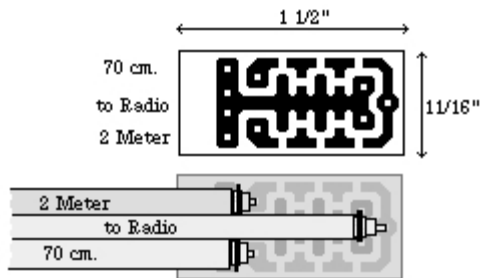


All surface mount components.

To Radio

**Maximum Power is 10 Watts.**

**Duplexer fits inside the boom. Coax is routed under Foam Grip.**



### **Guarantee**

#### No hassle refund


If you are not completely satisfied with any ARROW ANTENNA Product it can be returned for a FULL refund less shipping and handling within 90 DAYS of purchase date.

*SIMPLY THE BEST*

### **Installation:**

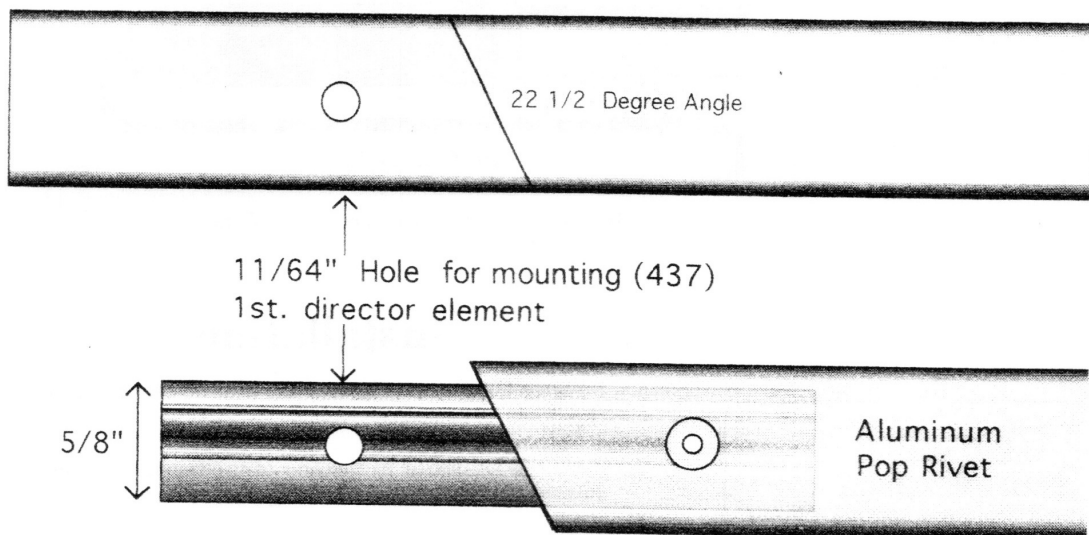
1. Remove the foam grip and the plastic end cap from the boom.
2. Slide the Duplexer in the end of the boom at an angle. Reseat new plastic end cap.
3. Using your finger, apply some corn starch to the inside of the foam grip and to the antenna cables and boom.
4. Slide the foam grip over the coax cables and boom as shown above.
5. Blow the corn starch off with an air can or compressed air.

## Drawing of 146/437-10 Split Boom



Drawing NOT to Scale

### Close Up View



3" of  $\frac{1}{2}"$  Copper Pipe has a  $\frac{5}{8}"$  OD.

## ASSEMBLY CHECKLIST FOR OUR SHIPPING DEPARTMENT.

Circle Antenna Being Assembled:

146/437-10      146/437-10W      146/437-10BP      146/437-10WBP

\_\_\_ Solid Boom    \_\_\_ Split Boom    \_\_\_ Duplexer installed to match driven elements.

\_\_\_ 10 element holes

\_\_\_ Hole are clear

\_\_\_ 4 tripod holes - threaded

\_\_\_ End Caps

\_\_\_ Foam Handle Grip

\_\_\_ 2 @ 20 1/4" elements

\_\_\_ 1 @ 19 1/4" driven element.

\_\_\_ 1 @ 19 1/4" non-driven element

\_\_\_ 2 @ 17 1/8" elements

\_\_\_ 3 studs

\_\_\_ 2 @ 5" elements paired

\_\_\_ 2 @ 5.25" elements paired

\_\_\_ 6 @ 5.375" elements paired

\_\_\_ 1 @ 5.75" driven element paired with 1 @ 5.75" non-driven element

\_\_\_ 2 @ 6.25" elements paired